

# TECHNICAL PACKAGE



*Worldwide Entertainment and  
Convention Venue Management*

---

118 South Palafox-Place Pensacola, FL 32502 / 22 East Intendencia Street-Pensacola, FL 32502  
P.O.Box 13666-Pensacola, FL 32591 / Main-(850)595-3882 Fax-(850)595-3886  
[www.pensacolasaenger.com](http://www.pensacolasaenger.com)

# TABLE OF CONTENTS

|   |           |
|---|-----------|
| <b>1. Contact Information.....</b>                      | <b>3</b>  |
| <b>2. Stage Overview Information.....</b>               | <b>4</b>  |
| 2.1. Stage Dimensions.....                              | 4         |
| 2.2. Orchestra Pit.....                                 | 4         |
| <b>3. Fly System Rigging Information.....</b>           | <b>6</b>  |
| <b>4. Lighting Information.....</b>                     | <b>8</b>  |
| 4.1 Stage Electrics Plot.....                           | 8         |
| 4.2 Front of House Catwalk/Cove Plot.....               | 8         |
| 4.3 Stage Light Equipment Inventory List.....           | 9         |
| <b>5. Sound Information.....</b>                        | <b>9</b>  |
| 5.1 Main Speak System.....                              | 9         |
| 5.2 Front of House Console.....                         | 10        |
| 5.3 Additional Speakers.....                            | 10        |
| <b>6. Back of House Information – Mix Position.....</b> | <b>10</b> |
| <b>7. Backstage Information.....</b>                    | <b>10</b> |
| 7.1. Overview .....                                     | 10        |
| 7.2. Dressing and Production Rooms.....                 | 11        |
| 7.3. Loading Dock & Parking.....                        | 12        |
| <b>8. Points of Interest .....</b>                      | <b>13</b> |

# 1. Contact Information

Website: [www.pensacolasaeinger.com](http://www.pensacolasaeinger.com)

General email: [info@pensacolasaeinger.com](mailto:info@pensacolasaeinger.com)

Main Office Phone: (850)595-3882

Fax Phone: (850)595-3886

## Physical Address:

118 South Palafox Place

Pensacola, FL 32502

## Mailing Address:

P.O. Box 13666

Pensacola, FL 32591

## Shipping Address:

22 East Intendencia Street

Pensacola, FL 32502

## Loading Dock Address:

193 S. Jefferson St.

Pensacola, FL 32502

## 2. Stage Overview Information:

### Stage Dimensions:

|                                 |         |
|---------------------------------|---------|
| Width of proscenium opening -   | 43' 3"  |
| Height of proscenium opening -  | 27' 0"  |
| Height to bottom of Main Drape- | 26' 0"  |
| Width wall to wall -            | 75' 0"  |
| SL to center -                  | 33' 11" |
| SR to center -                  | 41' 1"  |
| Depth to main curtain -         | 33' 9"  |
| Depth to edge of apron -        | 36' 10" |
| Grid Height -                   | 62' 0"  |

The stage floor is made up of one layer of  $\frac{3}{4}$ " thick tongue & groove board along with another layer of  $1\frac{1}{2}$ " thick board sub-flooring on 12-inch centered 2x12 beams. Some fasteners are permitted, and only approved dance floor/spike tape is permitted for use on the stage floor. A black performance Marley floor is available for rent with labor charges for installation and removal.

|  |         |
|--|---------|
| From FOH Mix Position to Fire Curtain Line - | 90' 0"  |
| FOH Mix 10-inch Conduit for Cable runs -     | 74' 0"  |
| From Spot booth to Fire Curtain Line -       | 108' 0" |
| From balcony to Fire Curtain Line -          | 48' 0"  |

Stage Manager's position is located downstage right.


### Orchestra Pit:

The orchestra pit consists of two systems for the main platform. The pit lift can be set at stage level, audience level, and orchestra pit level. At audience level, the pit can be equipped with (24) additional seats upon request. The lift system is a fixed speed lift system and is not configured as an "effects lift" with variable speeds or ramped start/stop functions.

Orchestra Pit Lift: 7' 10" (Depth @ Center) X 28' 9" (Width SR-to-SL)



Orchestra Pit (Regular size pit): 13' 8" (Depth @ Center) X 28' 9" (Width SR-to-SL)



The platform decking system adjacent to the lift and/or Regular sized orchestra pit normally has "Rows 3 & 4" seating that can only be set at audience floor level. These two rows have a total of (32) seats and is only removed when specifically requested before ticket maps are created by the Box Office manager.

Orchestra Pit (Full size pit): 20'5" (Depth @ Center) X 28'9" (not including space at angles)



### **3. Fly System Rigging Information:**

#### House curtain –

The theater's main house curtain is hung a traveler track located on the most downstage counterweight line-set batten (#1) for either manual fly/rail or bi-parting operation on stage right. If used in bi-parting method, please note there is no valance/border to mask downstage line-set battens.

#### Fly System –

The Saenger Theatre has a J.R.Clancy single purchase counterweight system with (3) motorized line-set battens. There a total of (40) line-sets [including the motorized]. The batten capacity is approximately 1,000 lbs. above batten weight. The grid height is 62' 0". The batten out-trim is 58' 0" from the stage deck; and the lowest in-trim averages 4' 0" from the stage deck. Operation is from the stage right side and restricted for operational use by Saenger Theatre stagehand personnel.

The following page details the Saenger Standard House Hang Plot with locations of curtain soft goods and lighting electrics.



118 S. Palafox Place  
 Pensacola, FL 32501  
 850-595-3882 / 850-595-3886 fax

Technical Data  
 Standard House Hang Plot

updated 07-11-2017

| Location  | Length | Line # | Assignment                     | Wgt.    | Notes of Hang Position & Measures                    |
|-----------|--------|--------|--------------------------------|---------|--|
| 0' - 0"   | 45'    | A      | FIRE CURTAIN                   |         | Permanent Hang                                       |
| 1' - 1"   | 56'    | 1      | GRAND DRAPE                    |         |  |
| 1' - 10"  | 56'    | 2      | Black Legs(28'Hx12'W)          | 80      | Tied back to 20'0" off center                        |
| 2' - 5.5" | 56'    | 3      | 1st - Electric                 | 720     | *See Light Plot for specific fixture reference       |
| 3' - 8.5" | 56'    | 4      | Movie Screen Legs              | 120     |  |
| 4' - 5"   | 56'    | 5      | Movie Screen(20'Hx40'W)        | 570     | *Requires additional labor to be moved or dismantled |
| 4' - 9"   | 56'    | 6      | Black Scrim                    | 110     |  |
| N/A       |        | *M1*   | *For orchestra ceiling shell   |         | Tri-Batten trims at 33'0"                            |
| 6' - 4"   | 56'    | 7      | Blackout Border(28'Hx56'W)     | 165     |  |
| 6' - 11"  | 56'    | 8      | Traveler Legs(28'Hx35'W)       | 645/170 | *2nd Wgt. # indicates 'Curtain Track' weight only    |
| 7' - 7"   | 56'    | 9      |                                |         |  |
| 8' - 4"   | 56'    | 10     |                                |         |  |
| 8' - 10"  | 56'    | 11     | Regular Black Border(6'Hx26'W) | 70      |  |
| 10' - 10" | 56'    | 12     |                                |         |  |
| 11' - 2"  | 56'    | 13     | 2nd - Electric                 | 695     | *See Light Plot for specific fixture reference       |
| 11' - 8"  | 56'    | 14     |                                |         |  |
| 12' - 3"  | 56'    | 15     | Blackout Border(28'Hx56'W)     | 165     |  |
| 12' - 10" | 56'    | 16     | Traveler Legs(28'Hx35'W)       | 645/170 | *2nd Wgt. # indicates 'Curtain Track' weight only    |
| 13' - 6"  | 56'    | 17     |                                |         |  |
| 14' - 2"  | 56'    | 18     |                                |         |  |
| 14' - 10" | 56'    | 19     |                                |         |  |
| 15' - 6"  | 56'    | 20     |                                |         |  |
| 17' - 0"  | 56'    | 21     |                                |         |  |
| N/A       |        | *M2*   | *For orchestra ceiling shell   |         | Tri-Batten trims at 33'0"                            |
| 18' - 2"  | 56'    | 22     | Blackout Border(28'Hx56'W)     | 165     |  |
| 18' - 11" | 56'    | 23     | Legs(28'Hx12'W)                | 80      | Tied back to 20'0" off center                        |
| 19' - 9"  | 56'    | 24     | 3rd - Electric                 | 585     | *See Light Plot for specific fixture reference       |
| 20' - 3"  | 56'    | 25     |                                |         |  |
| 20' - 11" | 56'    | 26     |                                |         |  |
| 21' - 7"  | 56'    | 27     |                                |         |  |
| 22' - 9"  | 56'    | 28     |                                |         |  |
| 23' - 6"  | 56'    | 29     |                                |         |  |
| 24' - 3"  | 56'    | 30     | Regular Black Border(6'Hx26'W) | 70      |  |
| 24' - 11" | 56'    | 31     | Legs(28'Hx12'W)                | 80      | Tied back to 20'0" off center                        |
| 25' - 9"  | 56'    | 32     | 4th - Electric (Cyclights)     | 295     | *See Light Plot for specific fixture reference       |
| 26' - 1"  | 56'    | 33     |                                |         |  |
| 26' - 7"  | 56'    | 34     |                                |         |  |
| 27' - 0"  | 56'    | 35     |                                |         |  |
| N/A       |        | *M3*   | *For orchestra ceiling shell   |         | Tri-Batten trims at 33'0"                            |
| 28' - 4"  | 56'    | 36     |                                |         |  |
| 29' - 0"  | 56'    | 37     |                                |         |  |
| 30' - 0"  | 56'    | 38(M4) | Traveler Legs(28'Hx29'W)       |         | Motorized  |
| 31' - 2"  | 56'    | 39(M5) |                                |         | Motorized  |
| 32' - 0"  | 56'    | 40(M6) | White Cyc Curtain(28'Hx58'W)   |         | Motorized  |

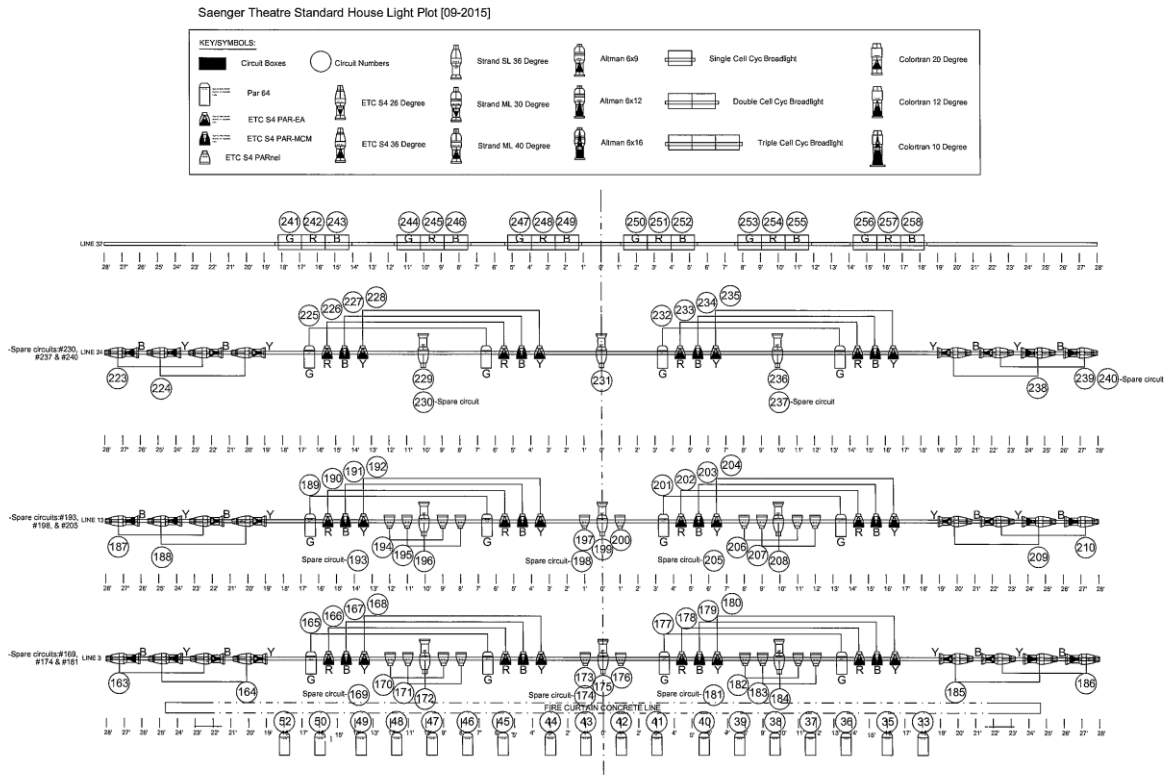


Private Management for Public Facilities

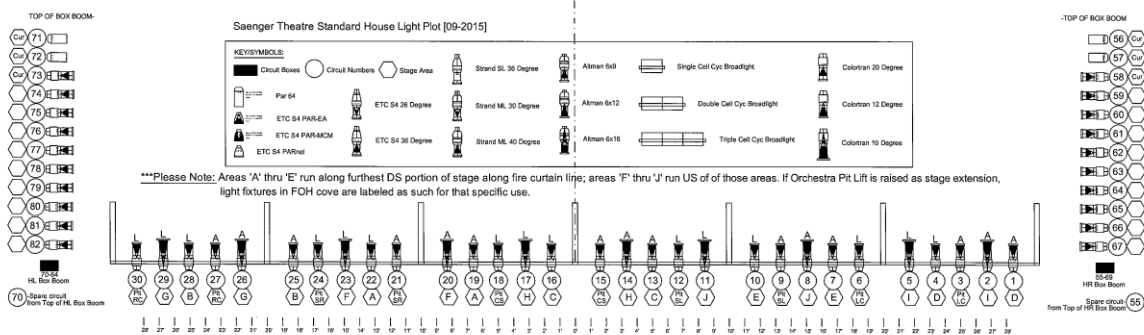
\*\*\*Please note: separate Excel files/copies & 'Blank' versions available upon request

# 4. Lighting Information:

## Stage Electrics:



## Front of House Catwalk/Cove:



\*\*\*Please note: separate 11x17 size PDF files/copies available upon request



## **Stage Light Equipment Inventory List:**

### Lighting System -

ETC ION Console with Strand Dimmer Racks

DMX Nodes and taps via Ethernet patch bay

(260) 2.4kw dimmer modules

(12) Non-Dim modules

(1) Front of House Catwalk/Cove position

(1) Pair of Box Boom positions

### Light Fixture Inventory –

*[The below list is not complete and only represents what is used in the 'Saenger Standard Light Plot'. There is a large quantity of "old" light fixtures not regularly used, so functionality is unreliable.]*

(10) Colortran Berkey 10° ellipsoidals [1Kw]

(12) ETC SourceFour 36° ellipsoidals [750w]

(12) ETC SourceFour 26° ellipsoidals [750w]

(36) ETC SourceFour Pars (24 EA's & 12 MCM's) [750w]

(20) ETC SourceFour Parnels [750w]

(9) Strand SL 36° ellipsoidals [750w]

(30) Altman Par 64 [1Kw]

(6) Altman Cyc Broadlight (triple cell) [1.5Kw]

(20) Source Four 19° ellipsoidals (Box Booms) 750w

(30) Source Four 14° ellipsoidals (Cope) 750w

### Other available fixtures:

(2) Selecon Pacific 25-50° ellipsoidals [1Kw]

### Old stock: (quantities vary depending on functionality)

(18) Colortran Berkey 20° ellipsoidals

(20) Colortran Berkey 12° ellipsoidals

6 X 9 Altman ellipsoidals

6 X 12 Altman ellipsoidals

Strand ML2230 30° ellipsoidals

Strand ML2240 40° ellipsoidals

Colortran Berkey Cyc Broadlights (double cell) [1.5Kw]

Colortran Berkey Cyc Broadlights (single cell) [1.5Kw]

Altman Striplights (4-circuit) [90w per]

(2) Strong Supertrouper Follow Spots (Xenon) [2Kw]

(2) 400 Amp Company Switches with CamLok (or bare wire ends) connections is located immediately through USR doorway approximately 15' 0". (Stagecraft Industries, Inc)

## **5. Sound Information:**

### **Main Speaker System:**

Main Speakers (behind Proscenium Valance Curtains) are EAW - AS592 3 way boxes.

The balcony mains are KF650 3 way with 2 pairs run in stereo.

The subs are LA118.

The under and upper balcony fills are JF 80; there are also a set mounted just inside directly behind the proscenium wall edge (can be used as DS monitors or side fills). Additionally, there are (4) more that can be used as front fill on the stage edge or as low profile monitors.

The left & right fills are KF 394 NT (White); mounted to either side of the proscenium.

The processing is Media Matrix NION and the amplification is Crown MA Series.

### **Front of House Console:**

Yamaha M7CL-48. (Additionally, there is a Yamaha MG 32/14 FX analog console that can be used as an expansion of the M7CL; or a small monitor console backstage with fewer sends)

### **Additional Speakers (monitor speakers and added support speakers):**

Quantity- Model-

|     |                   |
|-----|-------------------|
| (4) | EAW SM 155e       |
| (2) | KF 394 NT (Black) |
| (2) | Yamaha SM 121 V   |
| (2) | Yamaha S 115 IV   |

Patch bays for Microphone, Line level, Ethernet and Video

Dressing room monitor and paging system

Clear Com intercom throughout stage and house

10" conduit from Pit to FOH Mix Position

(1) 200 Amp Company Switch with CamLok (or bare wire ends) connections is located immediately through DSL doorway approximately 5' 0". (Stagecraft Industries, Inc)

## **6. Back of House Information – Mix Position:**

The Mix position is located in the center of the rear of the house, beneath the balcony. It is an 18' rectangle, with a convex rear wall. At its narrowest point, it is 7' deep. The ceiling height above the Mix position is 9'3". The 10" conduit from the orchestra pit is located on the house right side, within the Mix position. Please note: Lighting and Audio will have to be run through the conduit at the same time. Additionally, DMX inputs to take control of the house lighting are also located on the house right side of the mix position.

## **7. Backstage Information:**

### **Overview:**

The Saenger Theatre in Pensacola, Florida has (10) Dressing Rooms, (1) Wardrobe Room, (2) Production Rooms, (1) Green Room, (1) Orchestra room [adjacent to Orchestra Pit]. Dressing rooms and corridors are equipped with speakers with volume-control for the paging system and sound feed from the stage. All square footages in below descriptions are approximate and exclude adjacent areas as specified.

## **Dressing and Production Rooms:**

### 1<sup>st</sup> Floor/Stage Level -

#### (2) Star dressing rooms [*3 persons each*]

- Room numbers 1 and 2
- 120 sq. ft. (excludes adjacent restrooms with a sink, toilet, and shower)
- Lighted makeup mirror and counter

#### (2) Principal Dressing Rooms [*4 persons each*]

- Room numbers 3 and 4
- 170 sq. ft. (excludes adjacent restrooms with a sink & toilet, and a separate shower area)
- Lighted makeup mirror and counter

#### (2) Chorus Dressing Rooms [*14 persons each*]

- Room numbers 5 and 6
- 380 sq. ft. & 450 sq. ft. (excludes adjacent restrooms with sinks, toilets, and showers)
- Lighted makeup mirror and counter
- TV Monitors

#### (2) Production Offices

- 100 sq. ft. each
- No restrooms
- Production office #1 is carpeted and has make-up mirrors with no vanity lights
- Production office #2 is vinyl tiled and has TV monitor

#### (1) Wardrobe room

- 450 sq. ft. (excludes adjacent W/D closet with large sink)
- No restroom
- (2) Washers and (2) Dryers
- Ironing Board, Iron, and Steamer
- Rolling Racks

#### (1) Green room

- 240 sq. ft. (excludes adjacent kitchenette)
- Carpeted with TV Monitor
- Loveseat, Armchair, Table with (4) chairs

### Basement Level -

#### (2) Small Chorus Dressing Rooms [*8 persons each*]

- Room numbers 7 and 8
- 150 sq. ft. (excludes adjacent restrooms with sinks, toilets, and showers)
- Lighted makeup mirror and tables

#### (2) Principal Dressing Rooms [*4 persons each*]

- Room numbers 9 and 10
- 100 sq. ft. (excludes adjacent restrooms with a sink, toilet, and shower)
- Lighted makeup mirror and skinny tables

#### (1) Orchestra Prep Room

- Direct access to the Orchestra Pit
- 150 sq. ft. (areas used for storage of chairs, risers, etc.)

## **Loading Dock & Parking:**

### Stage Door/Loading Dock –

The stage door and loading dock with (2) bays are located on the southeast corner of the Saenger Theatre building – at the corner of Intendencia Street and Jefferson Street. The loading bay doors are 8’0” wide with the truck dock height being 24 inches off of the “driveway”. Bay #1 (closest to the building) has an 8’0” width by 12’0” length hydraulic lift; Bay #2 does not have a lift, but there are (2) 8’0” long truck ramps. The loading roll doors’ opening measures 9’11” width by 12’0” height. The “push distance” from Bay #1 loading door (closer to stage; USL corner area) is approximately 25’0”; the load door directly onto the stage is 7’10” width by 9’6”.

### Load-in/Load-out –

There is a small quantity of furniture dollies, hand trucks, and flat-bed carts available for use in the Saenger Theatre. Any major construction, staging, prep work, power requirements or running crew space required in the loading dock area must be coordinated with the Saenger Theatre Operations Management and Staff or is subject for removal. No painting is allowed inside the venue or on the loading dock’s concrete surfaces.

Any trash or construction debris, including sawdust shavings, metal shavings, etc. in the loading dock and/or stage area is the client’s responsibility and should be removed daily.

### Truck/Bus Parking –

Parking for show related trucks and buses are located in the loading dock driveway or on the east side of the building along Jefferson Street. 100a shore power is currently available from the west end of ‘Receiving Area’ inside of the loading dock door for Bay #2. To reach vehicles on the Jefferson Street parking spaces an approximately 100’0” length cable is required – as well as “cable trucks” for the cable across the sidewalk to prevent a trip hazard. Preferred (and more secure) entrance for artists, technicians (traveling or local), and large package deliveries are through the loading dock door.

## 8. Points of Interest:

Another Broken Egg Café

721 E Gregory St  
Pensacola, FL 32502

<http://www.anotherbrokenegg.com/menu>

Beef 'O Brady's

22 S Palafox Place  
Pensacola, FL 32502  
850-607-6776

[https://www.beefobradys.com/menus/takeout/D\\_P.pdf?\\_ga=1.24489402.1826985610.1485898892](https://www.beefobradys.com/menus/takeout/D_P.pdf?_ga=1.24489402.1826985610.1485898892)

Bodacious Brew

407 S Palafox Place  
Pensacola, FL 32502

<http://thebodaciousbrew.com/menu/>

Carmen's Lunch Bar

407 S Palafox St B  
Pensacola FL 32502  
850-542-4334

<http://www.carmenslunchbar.com>

The Fish House

600 S Barracks St.  
Pensacola, FL 32502  
850-470-0003

<http://places.singleplatform.com/the-fish-house-5/menu?ref=google>

Five Sisters Blues Café

421 W Belmont St.  
Pensacola, FL 32501  
850-912-4856

<http://fivesistersbluescafe.com/>

Fosko Coffee Barre

8 S Palafox Place  
Pensacola FL 32502  
850-332-7737

Global Grill

27 S Palafox Place  
Pensacola, FL 32502  
850-469-9966

<http://globalgrillpensacola.com/>

Hopjacks Pizza Kitchen and Taproom

10 S Palafox Place  
Pensacola, FL 32502  
850-497-6073

<http://places.singleplatform.com/hopjacks-pizza-kitchen-and-taproom/menu?ref=google>

Jordan Valley Café

201 S Jefferson St.  
Pensacola, FL 32502

<http://bit.ly/2vcPwBx>

Kohn's on Palafox (sushi)

34 S Palafox Place  
Pensacola, FL 32502  
850-912-6762

[http://khonsonpalafox.com/?page\\_id=23](http://khonsonpalafox.com/?page_id=23)

McGuire's Irish Pub

600 E Gregory St  
Pensacola, FL 32502  
850-433-6789

[www.mcguiresirishpub.com/menu.php](http://www.mcguiresirishpub.com/menu.php)

Nom Sushi Izakaya

410 S Palafox Place  
Pensacola, FL 32502  
850-466-3125

<http://www.nomsushi.com/menu.html>

The Tin Cow

102 S Palafox Place  
Pensacola FL, 32502  
850-466-2103

<https://locu.com/places/the-tin-cow-pensacola-us/#menu>

Starbucks

511 East Gregory Street  
Pensacola, FL 32502

World of Beer

200 S Palafox Place  
Pensacola, FL 32502  
850-332-7952

**ENT Voice**

Dr. Michael V. Riesberg  
4900 N Davis Hwy  
Pensacola, FL 32503  
850-476-0770

850-380-2586 mobile phone

<http://www.riesbergmd.com/>

**Chiropractor**

Dr. Charles B. Neal  
2629 Creighton Rd #1  
Pensacola, FL 32504  
850-479-2700  
<http://www.nealclinic.com/>

**Fitness and Therapy**

AnyTime Fitness  
100 S Alcaniz St.  
Pensacola, FL 32502  
<https://www.anytimefitness.com/gyms/559/pensacola-fl-32502/>

**YMCA**

165 E Intendencia St  
Pensacola, FL 32502  
850-438-4406  
<http://www.ymcanwfl.org/locations/new-downtown-pensacola-y>

**Pure Pilates**

426 S Palafox Place  
Pensacola, FL 32502  
850-607-2772  
<http://purepilatespensacola.com/>

**URU Yoga & Fitness**

100 S Baylen St, D  
Pensacola, FL 32502  
850-377-5334  
<http://www.uruyoga.com/>

**Still Waters Day & Medical Spa**

20 N Tarragona St  
Pensacola, FL 32502  
850-432-6772  
<http://www.stillwatersmedspa.com/>

**Bullseye Massage**

236 W Garden St, Suite 4  
Pensacola, FL 32502  
850-501-5814  
<http://www.bullseyemassage.com/>

**Dry Cleaner**

Concord Custom Cleaners  
104 E Gregory St  
Pensacola, FL 32502  
850-433-1343  
<http://www.concordcustomcleaners.com/>